



Ryan Marine Inc.

N41°31.48'W70°40.25'

Partnered With **GO** GUICEOFFSHORE

M/V GO DISCOVERY

170 CLASS DP-1 SUPPLY VESSEL



HULL SPECIFICATIONS

Length:	170'
Beam:	36'
Depth:	12'
Draft Max:	10' 2"
Clear Deck:	112' x 30'

CAPACITIES

Deck Cargo:	400 LT
Potable Water:	13,460 usg
Fuel:	54,824 usg / 125,660 usg*
Ballast Water:	92,328 usg
Liquid Mud:	1,700 bbl
Methanol:	N/A

*Fuel capacity when utilizing Liquid Mud tanks

PROPULSION

Main Engines:	2 x Cummins K38M Tier 2
Total HP:	2,000HP
Reduction Gears:	Twin Disc
Generators:	2 X 300kW
Bow Thruster:	450 HP, Diesel Driven

SPECIAL EQUIPMENT

Fire Monitor:	6" Crane Deming, 2200GPM
Capable of Zero Discharge:	Yes

ACCOMMODATIONS

Certified to Carry:	32
Cabins / Berths:	8 / 32
Walk in Cooler:	Yes
Walk in Freezer:	Yes
Double Fridge:	Yes
Double Freezer:	Yes
Ice Maker:	Yes
Washer / Dryer:	Yes x 2
Galley Seating:	32

ELECTRONICS

Radars:	2 x Furuno
Auto Pilot:	Beier Radio
GPS (Navigation):	Yes x 1
Echo Sounder:	Yes x 1
VHF Radios:	Yes x 2
Dynamic Positioning:	Beier Radio, DP-1
DP Reference System:	RADASCAN, 2 x DGPS
Electronic Plotter:	Yes
Sat Communication:	Vsat / Direct TV


DOCUMENTATION

US Flag:	USCG, ON 1250337
Class:	ABS Loadline Only, Sub "L"
Builder:	New Generation Builders
Delivery Date:	2014

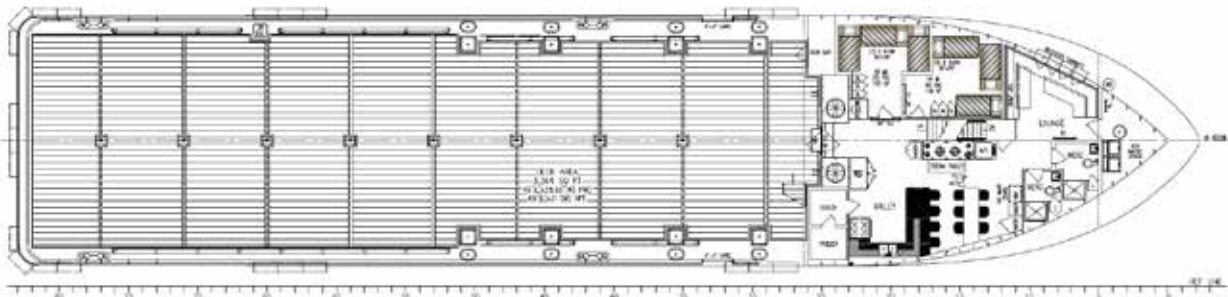


M/V GO DISCOVERY

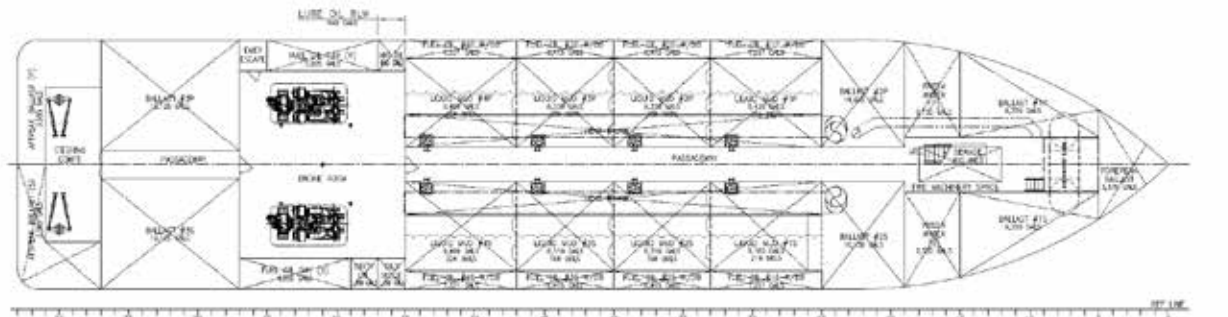
170 CLASS DP-1 SUPPLY VESSEL



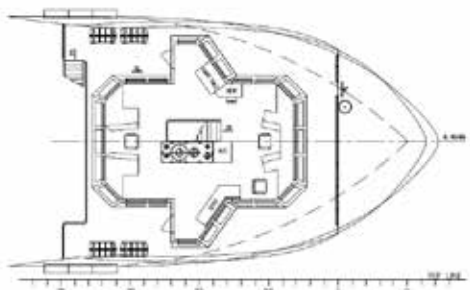
OUTBOARD PROFILE



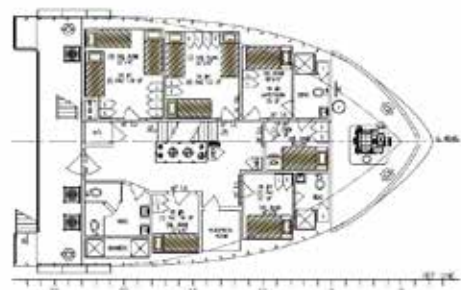
MAIN DECK ARRANGEMENT



HOLD PLAN



BRIDGE DECK ARRANGEMENT



01 DECK ARRANGEMENT