



Ryan Marine Inc.

N41°31.48'W70°40.25'

Partnered With **GO** GUICEOFFSHORE

M/V GO PURSUIT

170 CLASS DP-1 SUPPLY VESSEL



HULL SPECIFICATIONS

Length:	170'
Beam:	36'
Depth:	11' 6"
Draft Max:	10'
Clear Deck:	112' x 30.5'

CAPACITIES

Deck Cargo:	405 LT
Potable Water:	4,210 usg
Fuel:	60,498 usg / 132,066 usg*
Ballast Water:	74,493 usg
Liquid Mud:	1,704 bbls
Methanol:	N/A

*Fuel capacity when utilizing Liquid Mud tanks

PROPULSION

Main Engines:	2 x KTA 38MO
Total HP:	1,700 HP
Reduction Gears:	Twin Disc
Generators:	2 x 316kW
Bow Thruster:	500 HP, Electric Driven
Rudders:	2 Fishtail Type (65° Turn)

ACCOMMODATIONS

Certified to Carry:	40
Cabins / Berths:	10 / 24
Walk in Cooler:	Yes
Walk in Freezer:	Yes

ELECTRONICS

Radars:	Yes x 2
Auto Pilot:	MT
GPS (Navigation):	Yes
Echo Sounder:	Yes
VHF Radios:	Yes x 3
Dynamic Positioning:	MT-DP-1
DP Reference System:	GPS
Electronic Plotter:	Yes
Sat Communication:	Vsat / Direct TV

SPECIAL EQUIPMENT

Removable Side Bulwarks:	Yes
Removable Stern Bulwarks:	Yes
Capable of Zero Discharge:	Yes

DOCUMENTATION

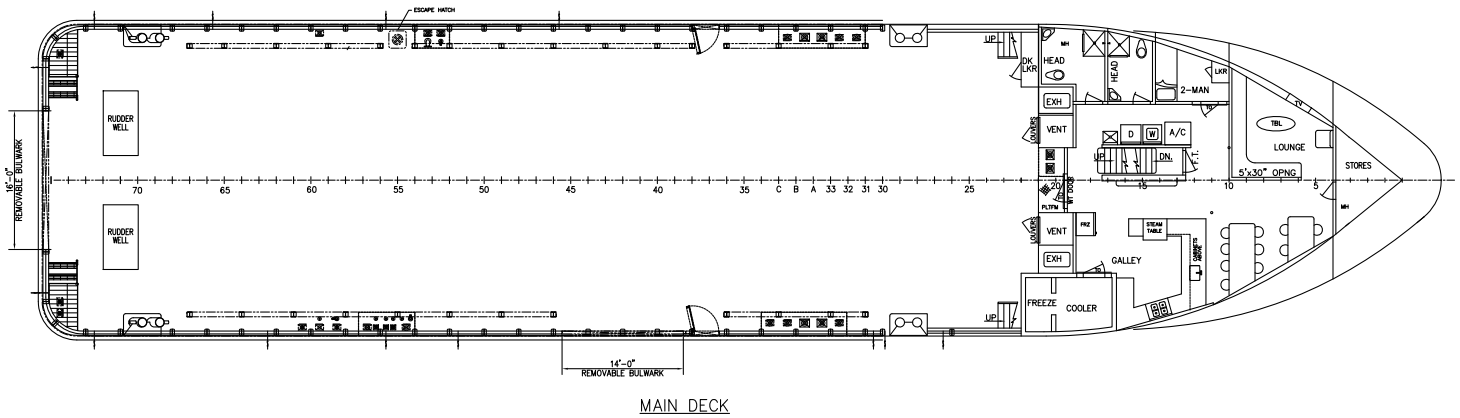

US Flag:	USCG, ON 1201189
Class:	ABS Loadline, Sub "L"
Builder:	C&C Marine & Repair
Delivery Date:	2007



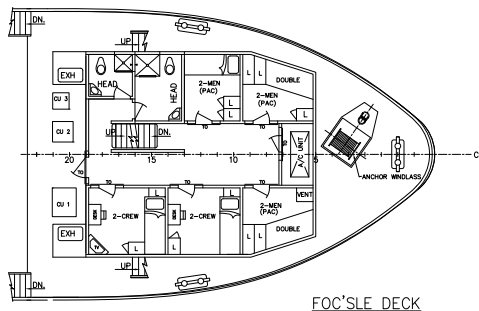
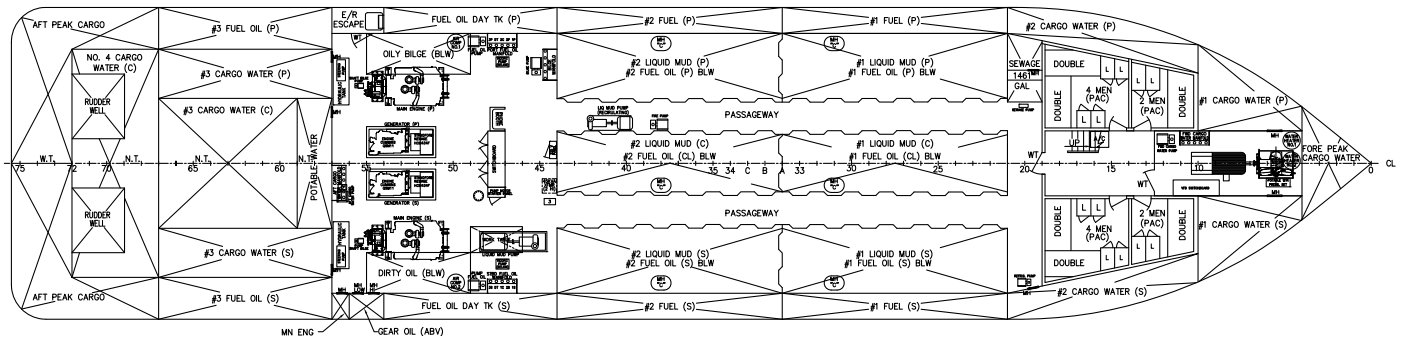
Ryan Marine Inc.
N41°31,48'W70°40.25'

M/V GO PURSUIT

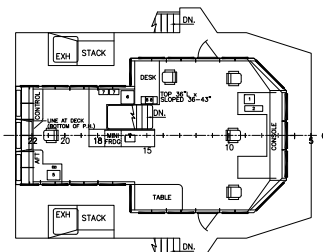
170 CLASS DP-1 SUPPLY VESSEL



MAIN DECK



FOC'SLE DECK



NAVIGATION DECK